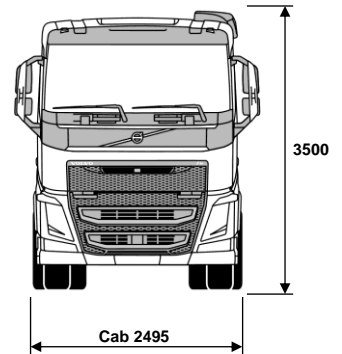
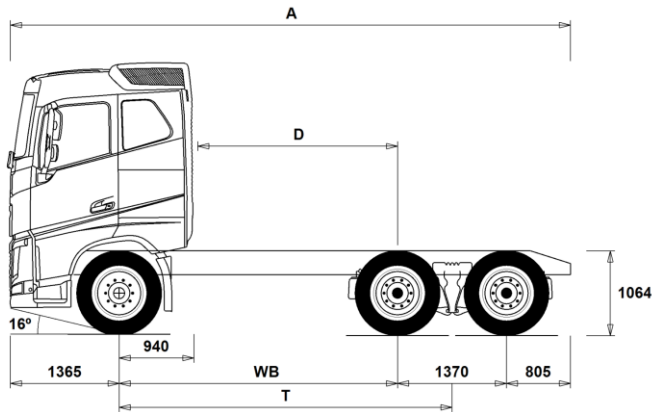


MODEL RANGE



Volvo Trucks. Driving Progress

FH13 HA 6x4 Tractor Air Ride FH 64 T3HA



Chassis Dimensions [mm]

WB Wheelbase	3000	3100	3200	3600
A Overall Chassis Length	6540	6640	6740	7140
D Center of rear axle to back of cab	2010	2110	2210	2610
T Theoretical Wheelbase	3685	3785	3885	4285

Chassis Weights [kg]

Front Axle	5000	5005	5020	5065
Rear Bogie	3415	3410	3410	3400
Kerb Weight	8415	8415	8430	8465

Turning Diameter [mm]

Turning Circle Diameter Kerb to Kerb	13300	13600	13900	15100
Turning Circle Diameter Wall to Wall	14700	15000	15300	16500

Plated Weights [kg]

	Plated	Design
Gross Vehicle Weight	23000	28100
Gross Combination Weight	42500	44000
Front Axle	6500	7100
Rear Bogie	16500	21000

Important Notes

Chassis Dimensions

Cab Height: +305 mm for CAB-HSLP, -283 mm for CAB-LSLP, +450 mm for CAB-XHSL.

D-measure includes a front clearance of 50 mm and for rigid trucks also a subframe of 100 mm.

Height can vary ± 20 mm for leaf and ± 10 mm for air suspension.

All dimensions are for unladen chassis and any tag axles down. Chassis height used: CHH-HIGH.

Height change when chassis height CHH-MED, FRAME300: 0 mm.

Weight and dimensions are based upon the following tyres:

Front Axle Tyres:	315/80R22.5
Drive Axle Tyres:	315/80R22.5

Chassis weight includes oil, water, AdBlue, 0 litres fuel and without driver. Kerb weight can vary $\pm 3\%$.

Turning diameters are theoretically calculated.

Legal weights can differ from country to country.

For more detailed weight information, including optional equipment weights, ask your Volvo sales contact to enter your specification into the Volvo Weight Information system (WIS).

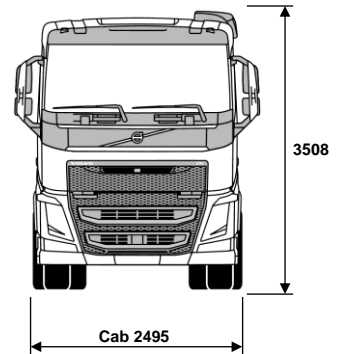
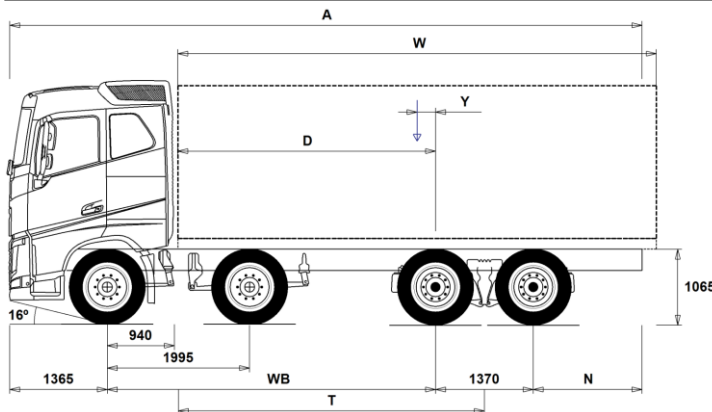
Do NOT use this drawing for bodybuilding. Refer to Volvo Bodybuilder Instructions and chassis assembly drawing FH64T3HA.

MODEL RANGE



Volvo Trucks. Driving Progress

FH13 HA 8x4 Rigid Air Ride FH 84F R3HA



Chassis Dimensions [mm]

WB Wheelbase	4600	5100
A Overall Chassis Length	9860	10660
D Center of rear axle to front of body	3610	4110
N Rear Overhang (Min.)	1225	1225
N Rear Overhang (Max.)	2525	2825
T Theoretical Wheelbase	4288	4788
Y Center of Gravity for Payload (Min.)	244	361
Y Center of Gravity for Payload (Max.)	244	361
W Body Length (Min.)	6732	7498
W Body Length (Max.)	6732	7498

Chassis Weights [kg]

Front Axles	7170	7165
Rear Bogie	2665	2775
Kerb Weight	9835	9940
Payload (including body, driver, fuel, etc.)	17665	17560

Turning Diameter [mm]

Turning Circle Diameter Kerb to Kerb	19000	20600
Turning Circle Diameter Wall to Wall	20300	22000

Plated Weights [kg]

	Plated	Design
Gross Vehicle Weight	27500	34000
Gross Combination Weight	42500	44000
Front Axles	11000	13000
Rear Bogie	16500	21000

Important Notes

Chassis Dimensions

Cab Height: +305 mm for CAB-HSLP, -283 mm for CAB-LSLP, +450 mm for CAB-XHSL.

D-measure includes a front clearance of 50 mm and for rigid trucks also a subframe of 100 mm.

Height can vary ± 20 mm for leaf and ± 10 mm for air suspension.

All dimensions are for unladen chassis and any tag axles down. Chassis height used: CHH-HIGH.

Rear overhang used for vehicle weight calculation is the maximum rear overhang (N Max.) for selected wheelbase.

Height change when chassis height CHH-MED,FRAME300: 0 mm.

Weight and dimensions are based upon the following tyres:

Front Axle Tyres:	315/80R22.5
Drive Axle Tyres:	315/80R22.5

Chassis weight includes oil, water, AdBlue, 0 litres fuel and without driver. Kerb weight can vary $\pm 3\%$.

Turning diameters are theoretically calculated.

Legal weights can differ from country to country.

For more detailed weight information, including optional equipment weights, ask your Volvo sales contact to enter your specification into the Volvo Weight Information system (WIS).

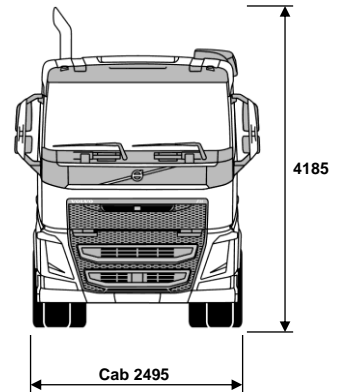
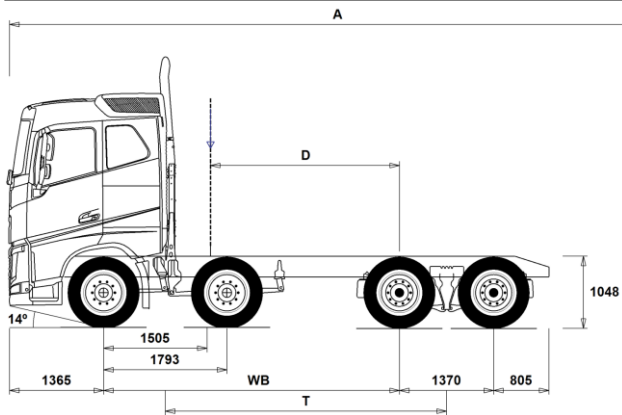
Do NOT use this drawing for bodybuilding. Refer to Volvo Bodybuilder Instructions and chassis assembly drawing FH84FR3HA.

MODEL RANGE

Volvo Trucks. Driving Progress



FH13 HA 8x4 Tractor Air Ride FH 84F T3HA



Chassis Dimensions [mm]

WB Wheelbase	4300
A Overall Chassis Length	9510
D Center of rear axle to back of cab	2745
T Theoretical Wheelbase	4088

Chassis Weights [kg]

Front Axles	6870
Rear Bogie	3205
Kerb Weight	10075

Turning Diameter [mm]

Turning Circle Diameter Kerb to Kerb	18100
Turning Circle Diameter Wall to Wall	19400

Plated Weights [kg]

	Plated	Design
Gross Vehicle Weight	27500	34000
Gross Combination Weight	42500	70000
Front Axles	11000	13000
Rear Bogie	16500	21000

Important Notes

Chassis Dimensions

D-measure includes a front clearance of 50 mm and for rigid trucks also a subframe of 100 mm.

Height can vary ± 20 mm for leaf and ± 10 mm for air suspension.

All dimensions are for unladen chassis and any tag axles down.

Weight and dimensions are based upon the following tyres:

Front Axle Tyres:	295/80R22.5
Drive Axle Tyres:	295/80R22.5

Chassis weight includes oil, water, AdBlue, 0 litres fuel and without driver. Kerb weight can vary $\pm 3\%$.

Turning diameters are theoretically calculated.

Legal weights can differ from country to country.

For more detailed weight information, including optional equipment weights, ask your Volvo sales contact to enter your specification into the Volvo Weight Information system (WIS).

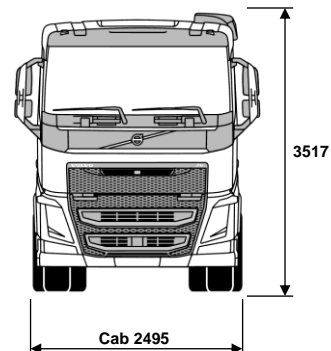
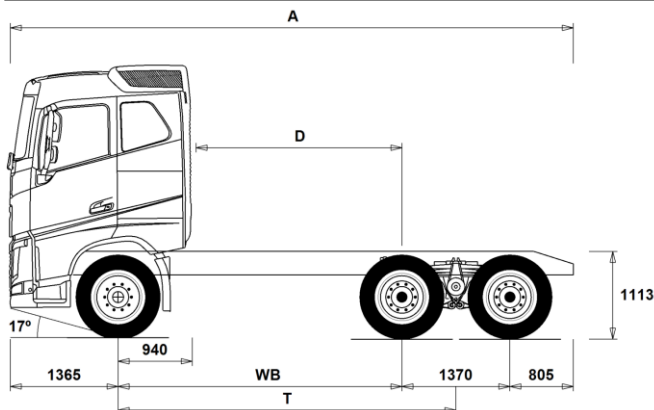
Do NOT use this drawing for bodybuilding. Refer to Volvo Bodybuilder Instructions and chassis assembly drawing FH84FT3HA.

MODEL RANGE



Volvo Trucks. Driving Progress

FH13 HB 6x4 Tractor B-Ride FH 64 T3HB



Chassis Dimensions [mm]

WB Wheelbase	3600
A Overall Chassis Length	7140
D Center of rear axle to back of cab	2610
T Theoretical Wheelbase	4285

Chassis Weights [kg]

Front Axle	5125
Rear Bogie	3425
Kerb Weight	8550

Turning Diameter [mm]

Turning Circle Diameter Kerb to Kerb	15100
Turning Circle Diameter Wall to Wall	16500

Plated Weights [kg]

	Plated	Design
Gross Vehicle Weight	23000	28100
Gross Combination Weight	42500	44000
Front Axle	6500	7100
Rear Bogie	16500	21000

Important Notes

Chassis Dimensions

Cab Height: +305 mm for CAB-HSLP, -283 mm for CAB-LSLP, +450 mm for CAB-XHSL.

D-measure includes a front clearance of 50 mm and for rigid trucks also a subframe of 100 mm.

Height can vary ± 20 mm for leaf and ± 10 mm for air suspension. All dimensions are for unladen chassis and any tag axles down.

Weight and dimensions are based upon the following tyres:

Front Axle Tyres:	315/80R22.5
Drive Axle Tyres:	315/80R22.5

Chassis weight includes oil, water, AdBlue, 0 litres fuel and without driver. Kerb weight can vary $\pm 3\%$.

Turning diameters are theoretically calculated.

Legal weights can differ from country to country.

For more detailed weight information, including optional equipment weights, ask your Volvo sales contact to enter your specification into the Volvo Weight Information system (WIS).

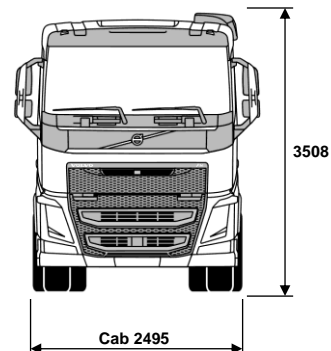
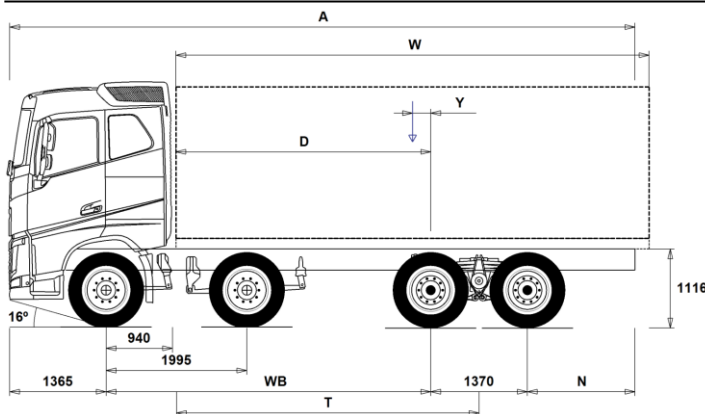
Do NOT use this drawing for bodybuilding. Refer to Volvo Bodybuilder Instructions and chassis assembly drawing FH64T3HB.

MODEL RANGE



Volvo Trucks. Driving Progress

FH13 HB 8x4 Rigid B-Ride FH 84F R3HB



Chassis Dimensions [mm]

WB Wheelbase	4600	5100
A Overall Chassis Length	9860	10660
D Center of rear axle to front of body	3610	4110
N Rear Overhang (Min.)	1225	1225
N Rear Overhang (Max.)	2525	2825
T Theoretical Wheelbase	4288	4788
Y Center of Gravity for Payload (Min.)	244	360
Y Center of Gravity for Payload (Max.)	244	360
W Body Length (Min.)	6733	7500
W Body Length (Max.)	6733	7500

Chassis Weights [kg]

Front Axles	7165	7155
Rear Bogie	2625	2735
Kerb Weight	9790	9890
Payload (including body, driver, fuel, etc.)	17710	17610

Turning Diameter [mm]

Turning Circle Diameter Kerb to Kerb	19000	20600
Turning Circle Diameter Wall to Wall	20300	22000

Plated Weights [kg]

	Plated	Design
Gross Vehicle Weight	27500	34000
Gross Combination Weight	42500	44000
Front Axles	11000	13000
Rear Bogie	16500	21000

Important Notes

Chassis Dimensions

Cab Height: +305 mm for CAB-HSLP, -283 mm for CAB-LSLP, +450 mm for CAB-XHSL.

D-measure includes a front clearance of 50 mm and for rigid trucks also a subframe of 100 mm.

Height can vary ± 20 mm for leaf and ± 10 mm for air suspension.

All dimensions are for unladen chassis and any tag axles down.

Rear overhang used for vehicle weight calculation is the maximum rear overhang (N Max.) for selected wheelbase.

Weight and dimensions are based upon the following tyres:

Front Axle Tyres:	315/80R22.5
Drive Axle Tyres:	315/80R22.5

Chassis weight includes oil, water, AdBlue, 0 litres fuel and without driver. Kerb weight can vary $\pm 3\%$.

Turning diameters are theoretically calculated.

Legal weights can differ from country to country.

For more detailed weight information, including optional equipment weights, ask your Volvo sales contact to enter your specification into the Volvo Weight Information system (WIS).

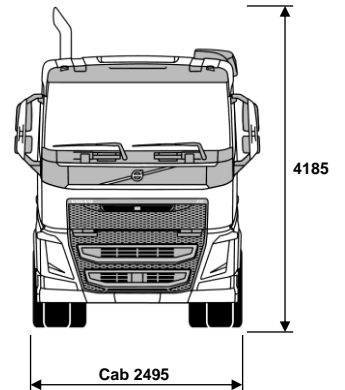
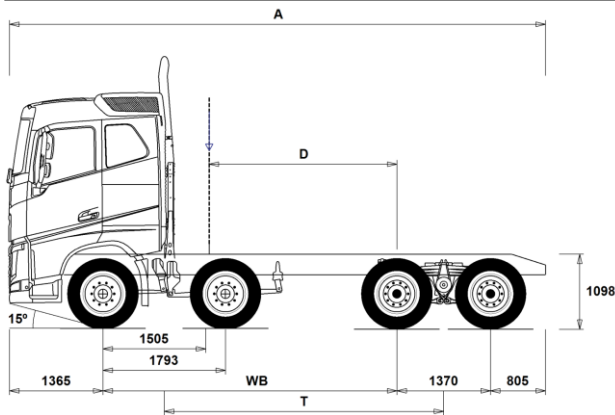
Do NOT use this drawing for bodybuilding. Refer to Volvo Bodybuilder Instructions and chassis assembly drawing FH84FR3HB.

MODEL RANGE

Volvo Trucks. Driving Progress



FH13 HB 8x4 Tractor B-Ride FH 84F T3HB



Chassis Dimensions [mm]

WB Wheelbase	4300
A Overall Chassis Length	7840
D Center of rear axle to back of cab	2745
T Theoretical Wheelbase	4088

Chassis Weights [kg]

Front Axles	6865
Rear Bogie	3165
Kerb Weight	10030

Turning Diameter [mm]

Turning Circle Diameter Kerb to Kerb	18100
Turning Circle Diameter Wall to Wall	19400

Plated Weights [kg]

	Plated	Design
Gross Vehicle Weight	27500	34000
Gross Combination Weight	42500	70000
Front Axles	11000	13000
Rear Bogie	16500	21000

Important Notes

Chassis Dimensions

D-measure includes a front clearance of 50 mm and for rigid trucks also a subframe of 100 mm.

Height can vary ± 20 mm for leaf and ± 10 mm for air suspension.

All dimensions are for unladen chassis and any tag axles down.

Weight and dimensions are based upon the following tyres:

Front Axle Tyres:	295/80R22.5
Drive Axle Tyres:	295/80R22.5

Chassis weight includes oil, water, AdBlue, 0 litres fuel and without driver. Kerb weight can vary $\pm 3\%$.

Turning diameters are theoretically calculated.

Legal weights can differ from country to country.

For more detailed weight information, including optional equipment weights, ask your Volvo sales contact to enter your specification into the Volvo Weight Information system (WIS).

Do NOT use this drawing for bodybuilding. Refer to Volvo Bodybuilder Instructions and chassis assembly drawing FH84FT3HB.